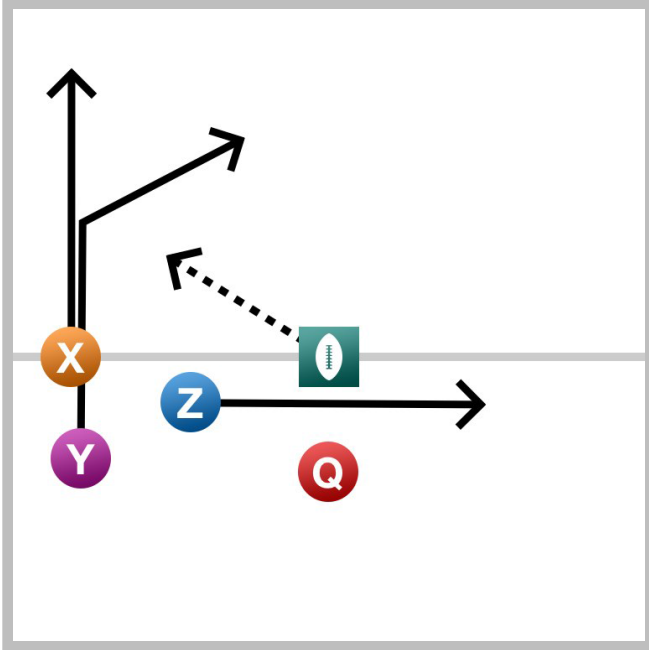
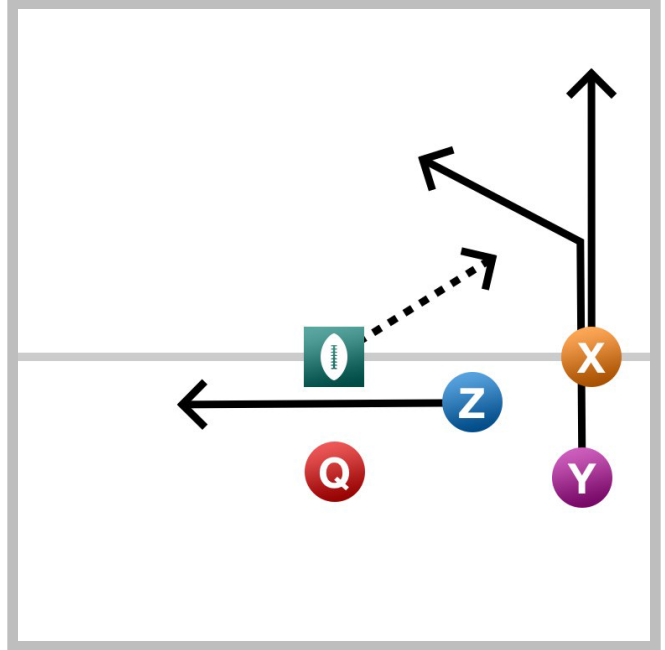


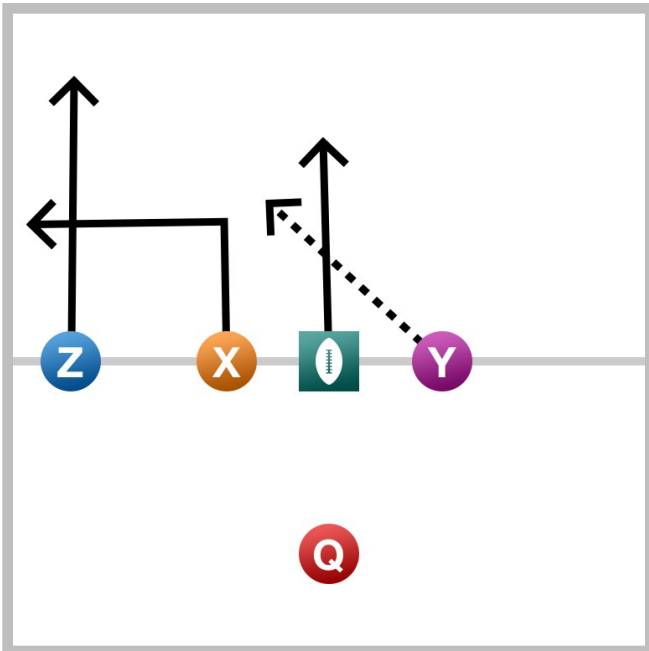
1 Mango Right



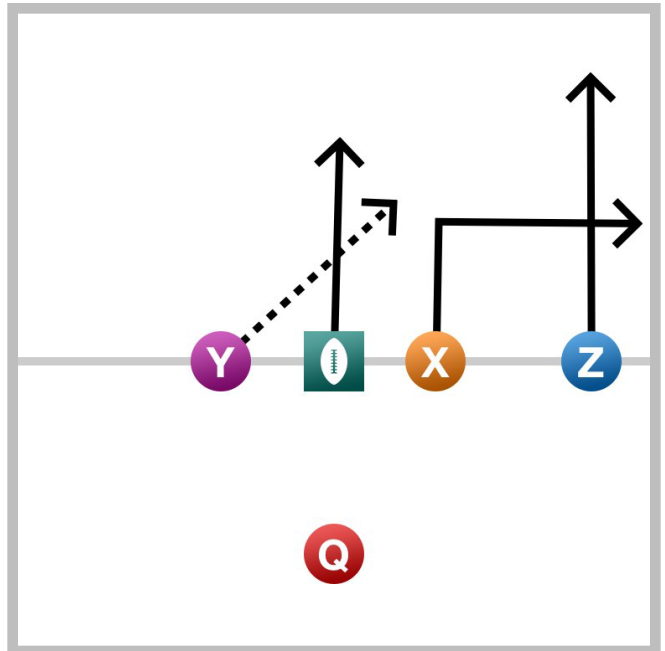
2 Mango Left



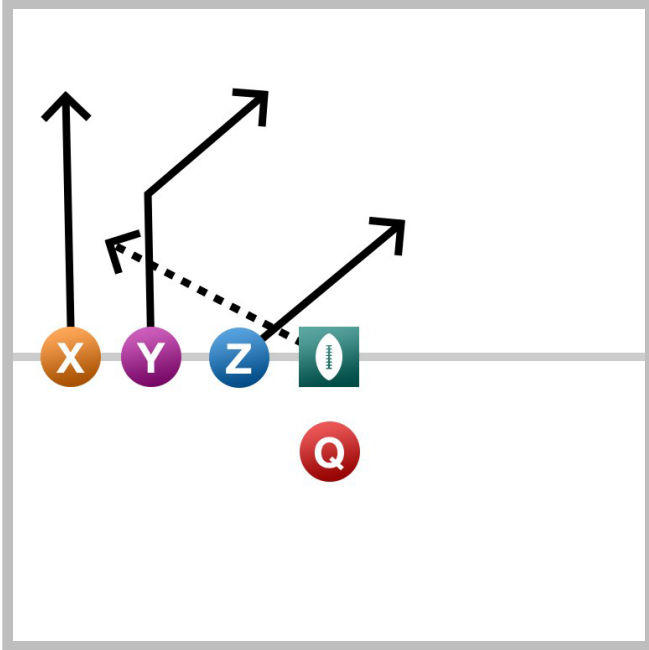
3 Chrome Left



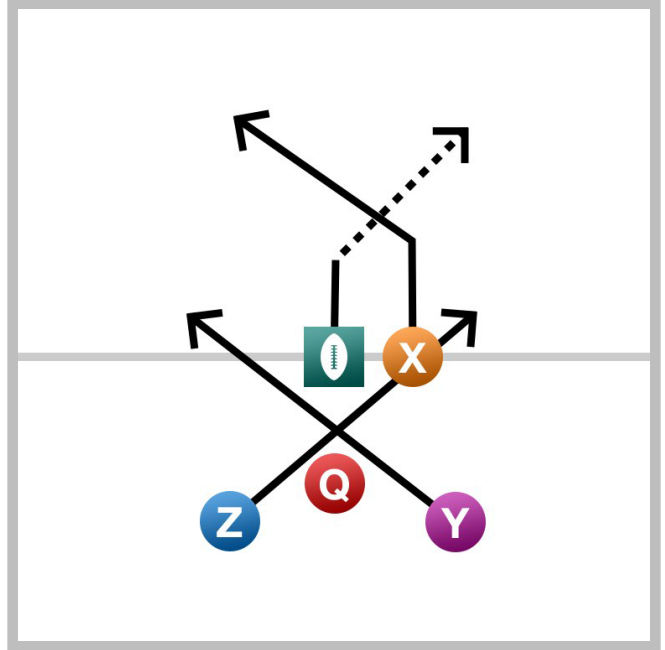
4 Chrome Right



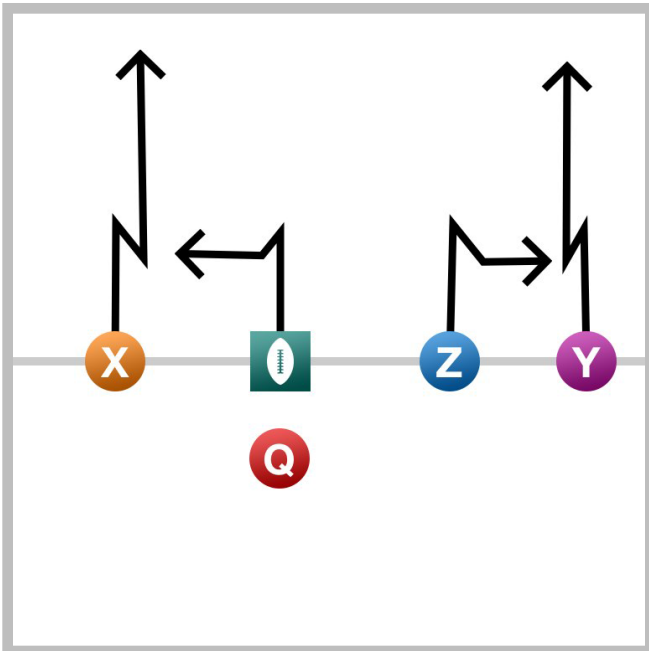
5 Blizzard Left



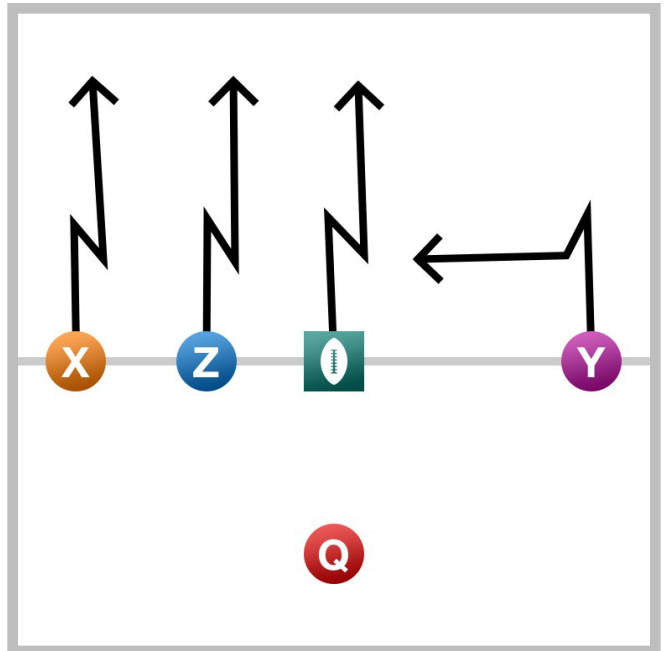
6 Fireside



7 Go Route - Field goal



8 Go Route - Cross



- 1** **Mango Right**
X runs a streak while Y runs a slant. Z comes for a fake handoff. The center delays and releases for a quick pass. Another option is to hand off to Z.
- 2** **Mango Left**
X runs a streak while Y runs a slant. Z comes for a fake handoff. The center delays and releases for a quick pass. Another option is to hand off to Z.
- 3** **Chrome Left**
This play is a good option for both X and Y receivers. Make sure that Y delays about 2 seconds before releasing on this play.
- 4** **Chrome Right**
This play is a good option for both X and Y receivers. Make sure that Y delays about 2 seconds before releasing on this play.
- 5** **Blizzard Left**
On this play we are setting up a center release. Use X to run a streak. Have Y run a post. X will run a slant. Your center will release left on a 2 - 3 second delay. This play can also be ran to the right.
- 6** **Fireside**
On this play we are creating options. Runs to both Z and Y are available. Fake to one hand off to the other. Release both your center and X on corner routes giving you deep options. If you choose to fake both hand off, keep Y and Z short so you have numerous passing options.
- 7** **Go Route - Field goal**
This is an excellent play when you have a full 7 seconds to execute. First players run a 5 yard curl. QB pumps and then yells GO. Then the two outside receivers turn upfield and run a streak. The two inside receivers then run an out. It's all about timing on this one. Keep in mind to throw the curl the first time you run this so that you can set up the outs and streaks.
- 8** **Go Route - Cross**
Another variation of the go route. Again, we will have all receivers run a 5 yard curl. QB pumps and yells GO. X, Z, and your center will then run streaks. Y will use the open field to run an IN across the field. This can be run on both sides of the field.